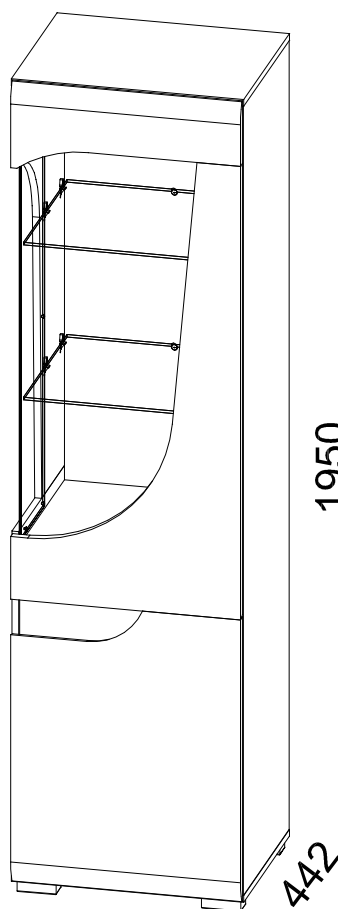



INSTRUKCJA MONTAŻU

FITTING-UP INSTRUCTION / AUFBAUANLEITUNG
MONTÁŽNÍ NÁVOD / MONTÁŽNY NÁVOD

Producent:
Restol sp. z o.o.
36-055 BRATKOWICE
www.restol.com.pl

Mistral MIW-2P



535 x 1950 x 442 /mm/

POKYN pro ošetřování nábytku!

Díly čistit vlhkým hadříkem nebo papírovou utěrkou.

Nepoužívat chemické čisticí prostředky.

POKYNY k údržbě nábytku.

Prvky nábytku čistit vlhkou handričkou nebo papírovou utěrkou.

Nepoužívat chemické čistiace prostředky.

WSKAZÓWKA na temat pielęgnacji mebla.

Czyścić elementy wilgotną szmatką lub papierowym ręcznikiem.

Nie używać chemicznych środków czyszczących.

DIRECTION for the furniture cleaning.


Clean elements with the moist wiper or soft paper towel. Do not use any detergents.

Pflegehinweis.

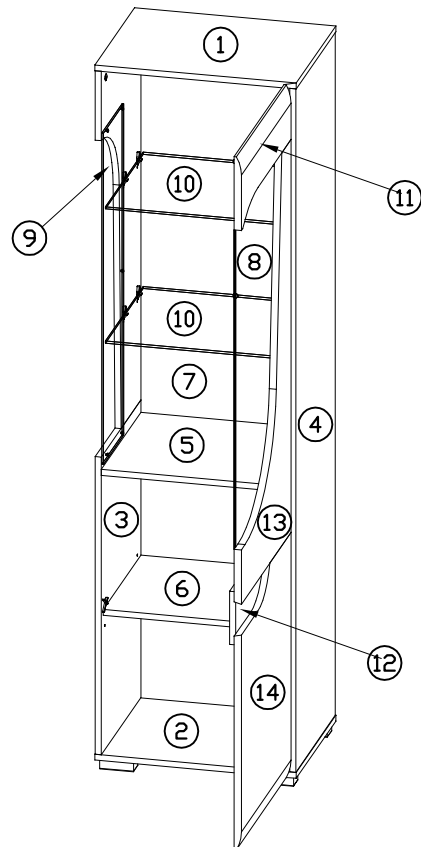

Nur mit feuchtem Lappen, bzw. Papiertuch Ihre Möbel reinigen. Keine chemischen Waschmittel einsetzen.

INSTRUKCJA MONTAŻU
 FITTING-UP INSTRUCTION / AUFBAUANLEITUNG
 MONTÁŽNÍ NÁVOD / MONTÁŽNY NÁVOD

Mistral MIW-2P



Do montażu potrzebne są:
 You need for fitting-up:
 Zur Montage werden Sie brauchen:
 K montáži jsou potřebné:
 Na montáž potrebujete:



7 1szt.
1Art.
1Stck.

3 1szt.
1Art.
1Stck.

8 1szt.
1Art.
1Stck.

9 1szt.
1Art.
1Stck.

4 1szt.
1Art.
1Stck.

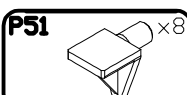
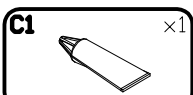
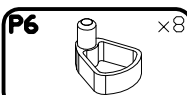
10 2szt.
2Art.
2Stck.

14 1szt.
1Art.
1Stck.

13 1szt.
1Art.
1Stck.

12 1szt.
1Art.
1Stck.

11 1szt.
1Art.
1Stck.

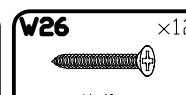
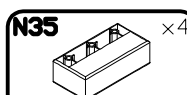
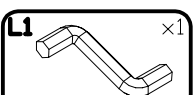
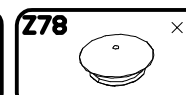
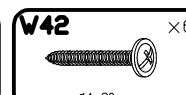
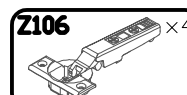
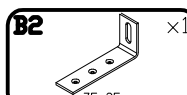
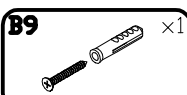
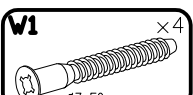
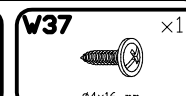
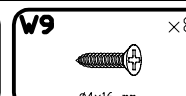
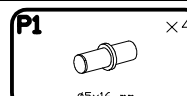
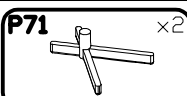
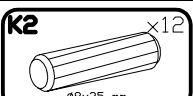
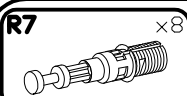


6 1szt.
1Art.
1Stck.

5 1szt.
1Art.
1Stck.

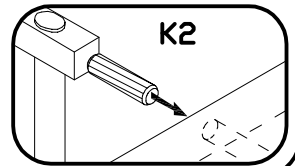
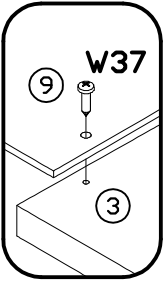
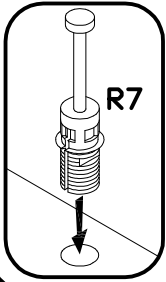
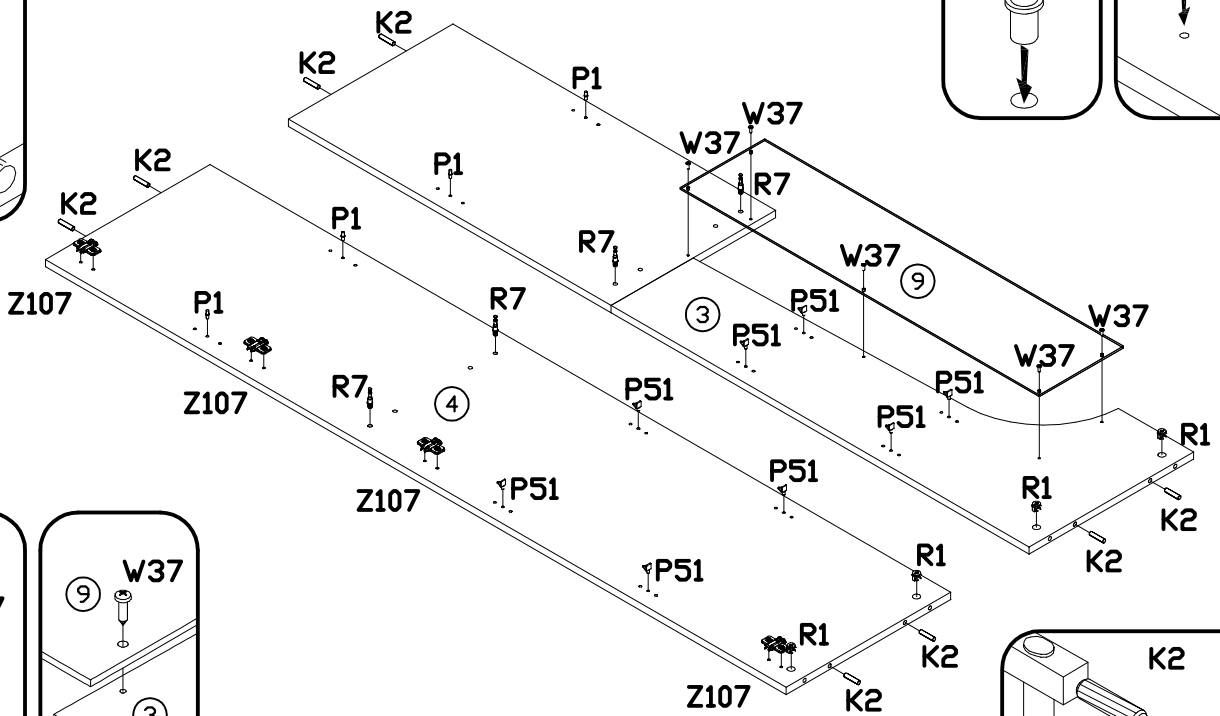
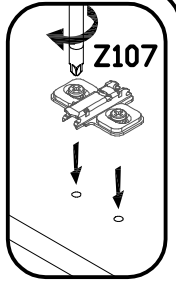
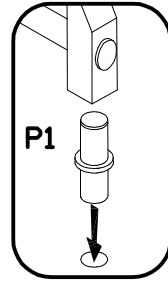
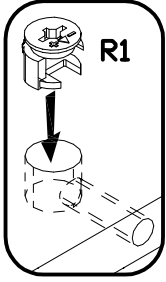
2 1szt.
1Art.
1Stck.

1 1szt.
1Art.
1Stck.

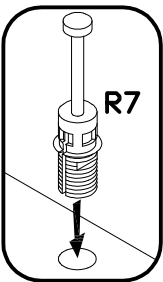
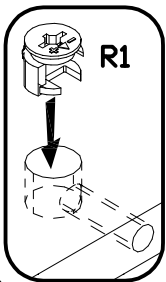
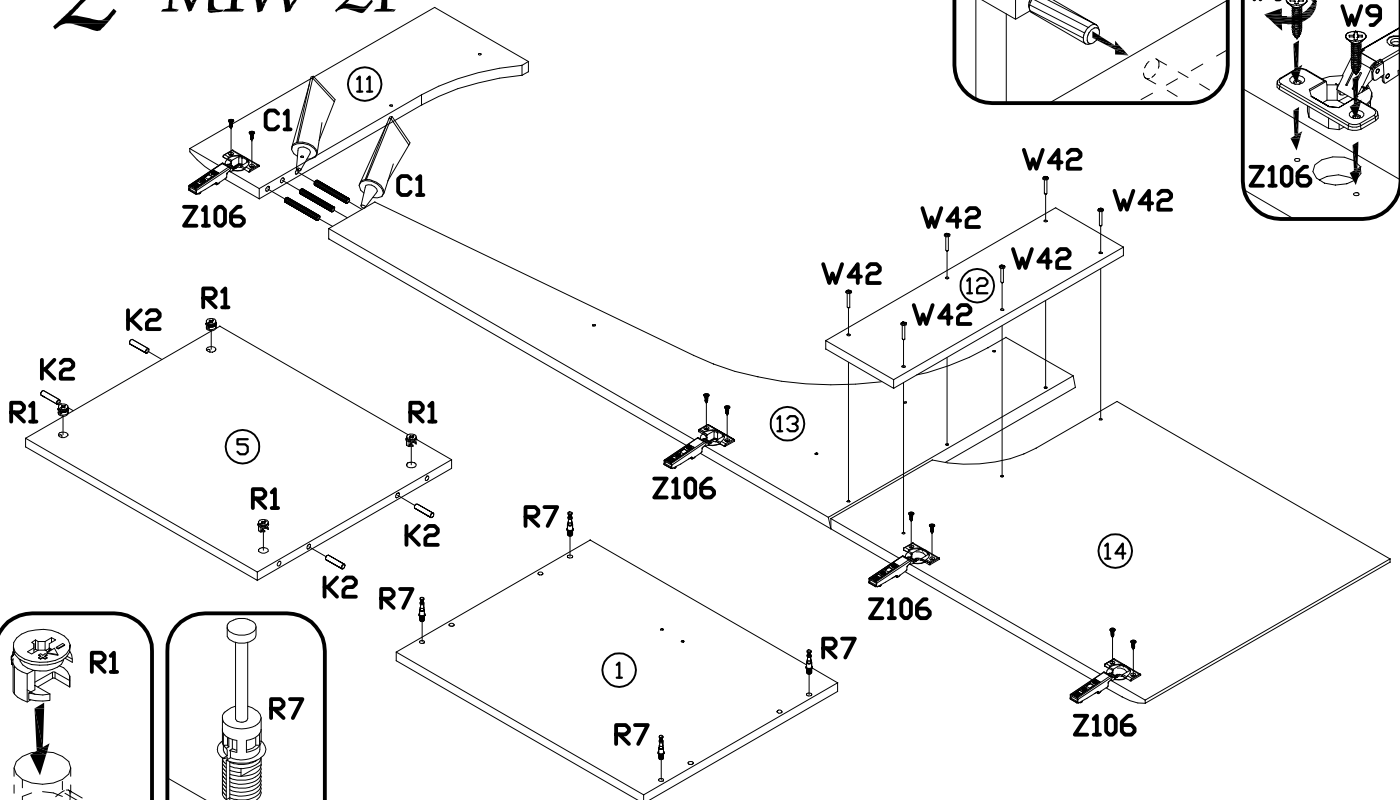
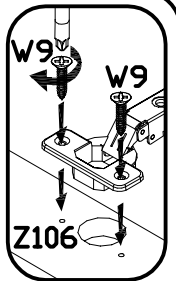
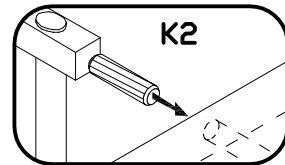


PODCZAS MONTAŻU POSTĘPOWAĆ ZGODNIE Z INSTRUKCJĄ
 WHILE ASSEMBLING FOLLOW THE INSTRUCTION / MONTAGE LAUT DER AUFBAUANLEITUNG DURCHFÜHREN
 PŘI MONTÁŽI POSTUPOVAT PODLE NÁVODU / PRI MONTÁŽI POSTUPOJTE PODĽA NÁVODU

1 Mistral MIW-2P

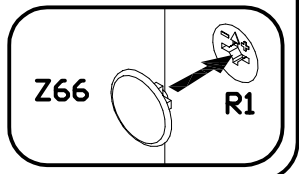
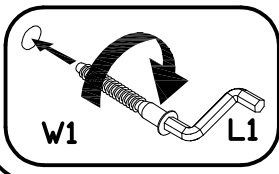
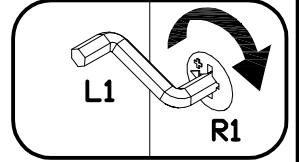
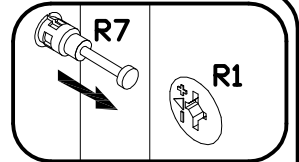
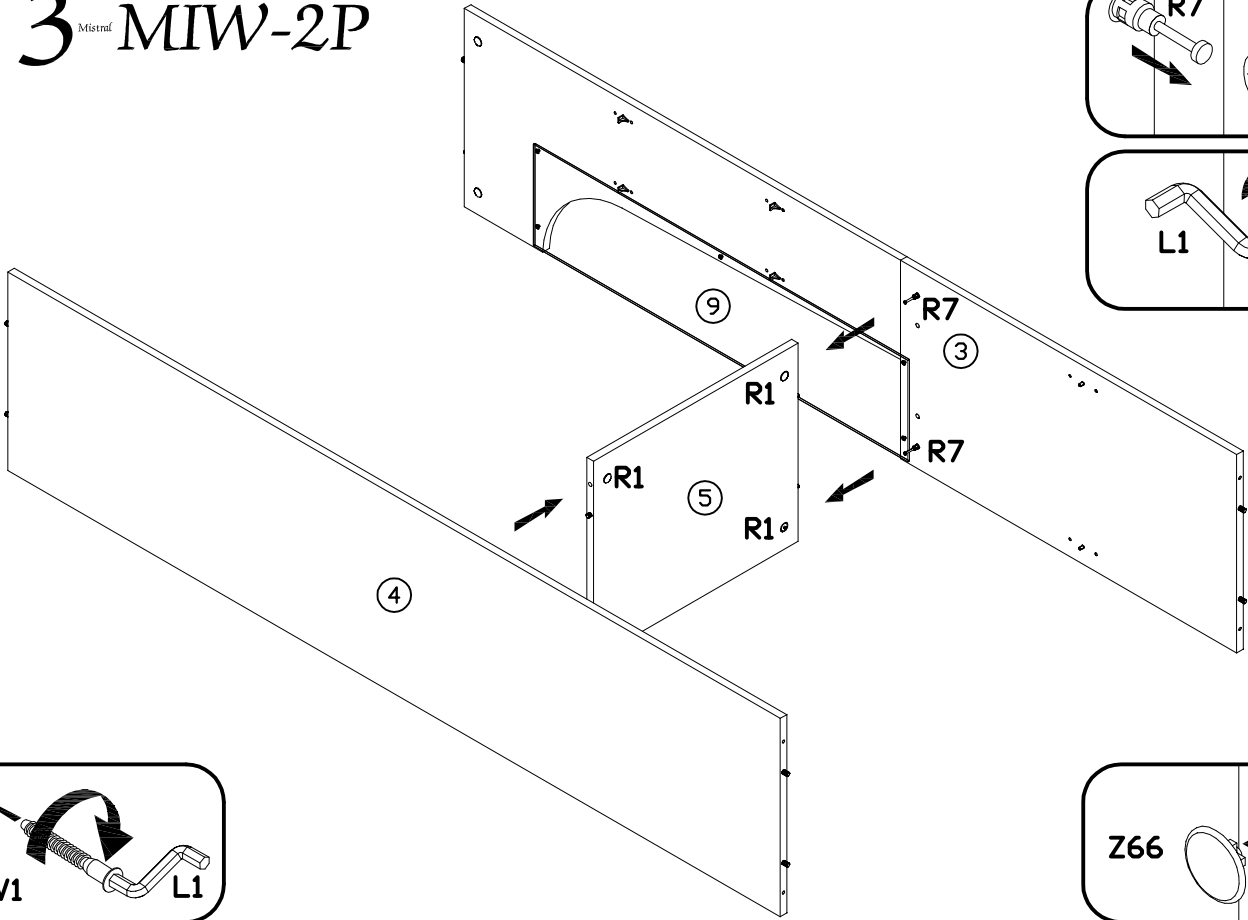


2 Mistral MIW-2P

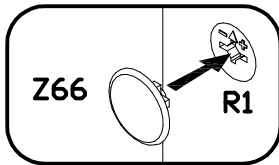
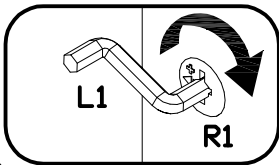
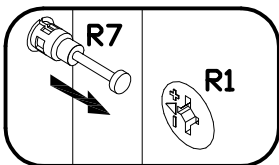
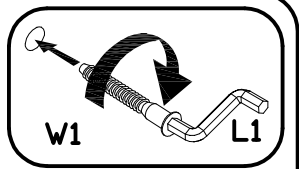
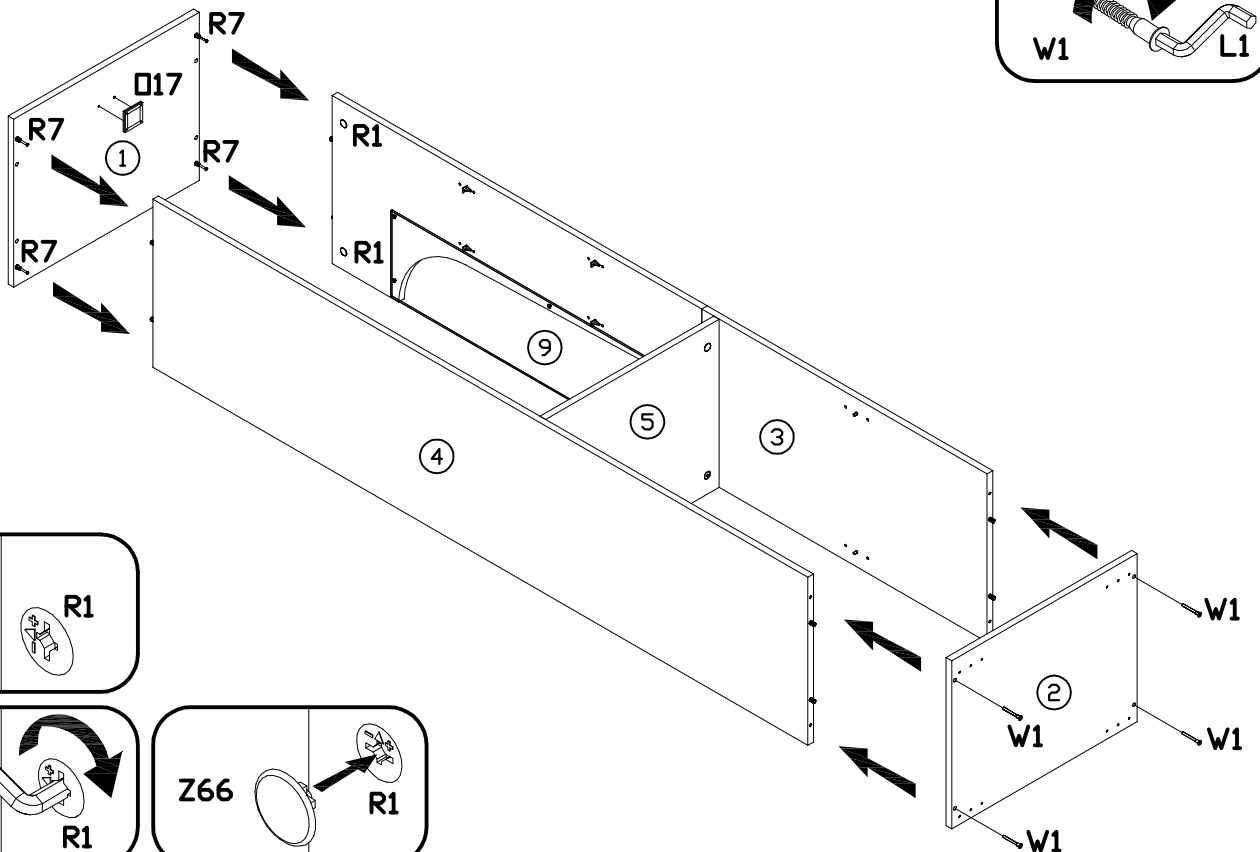


PODCZAS MONTAŻU POSTĘPOWAĆ ZGODNIE Z INSTRUKCJĄ
 WHILE ASSEMBLING FOLLOW THE INSTRUCTION / MONTAGE LAUT DER AUFBAUANLEITUNG DURCHFÜHREN
 PŘI MONTÁŽI POSTUPOVAT PODLE NÁVODU / PRI MONTÁŽI POSTUPOJTE PODĽA NÁVODU

3 Místně MIW-2P

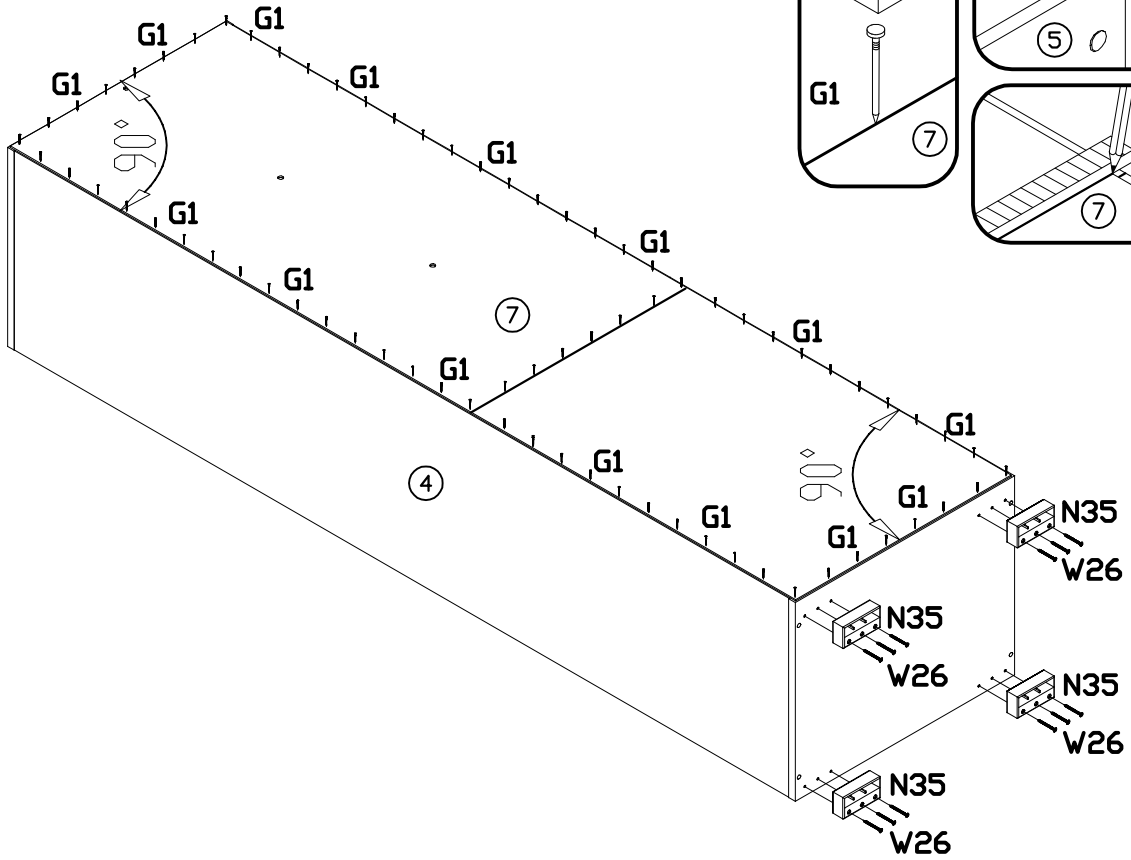


4 Místně MIW-2P

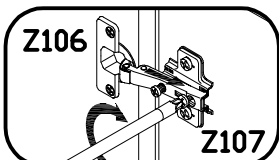
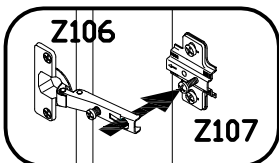
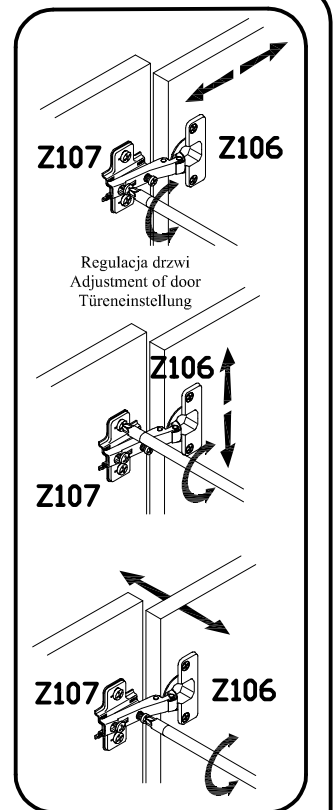
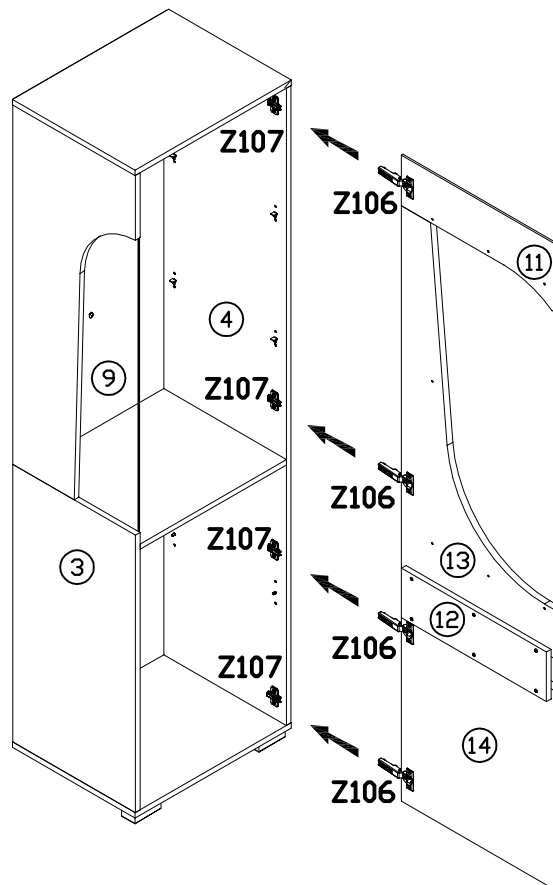


PODCZAS MONTAŻU POSTĘPOWAĆ ZGODNIE Z INSTRUKCJĄ
 WHILE ASSEMBLING FOLLOW THE INSTRUCTION / MONTAGE LAUT DER AUFBAUANLEITUNG DURCHFÜHREN
 PŘI MONTÁŽI POSTUPOVAT PODLE NÁVODU / PRI MONTÁŽI POSTUPOJTE PODĽA NÁVODU

5 Mistral MIW-2P

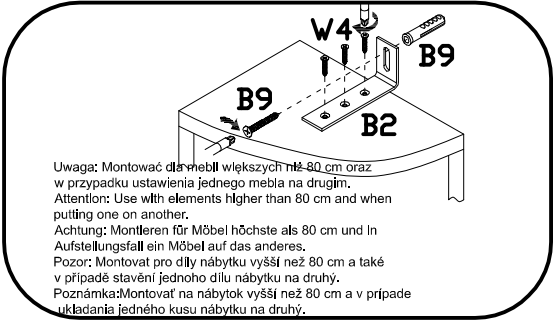
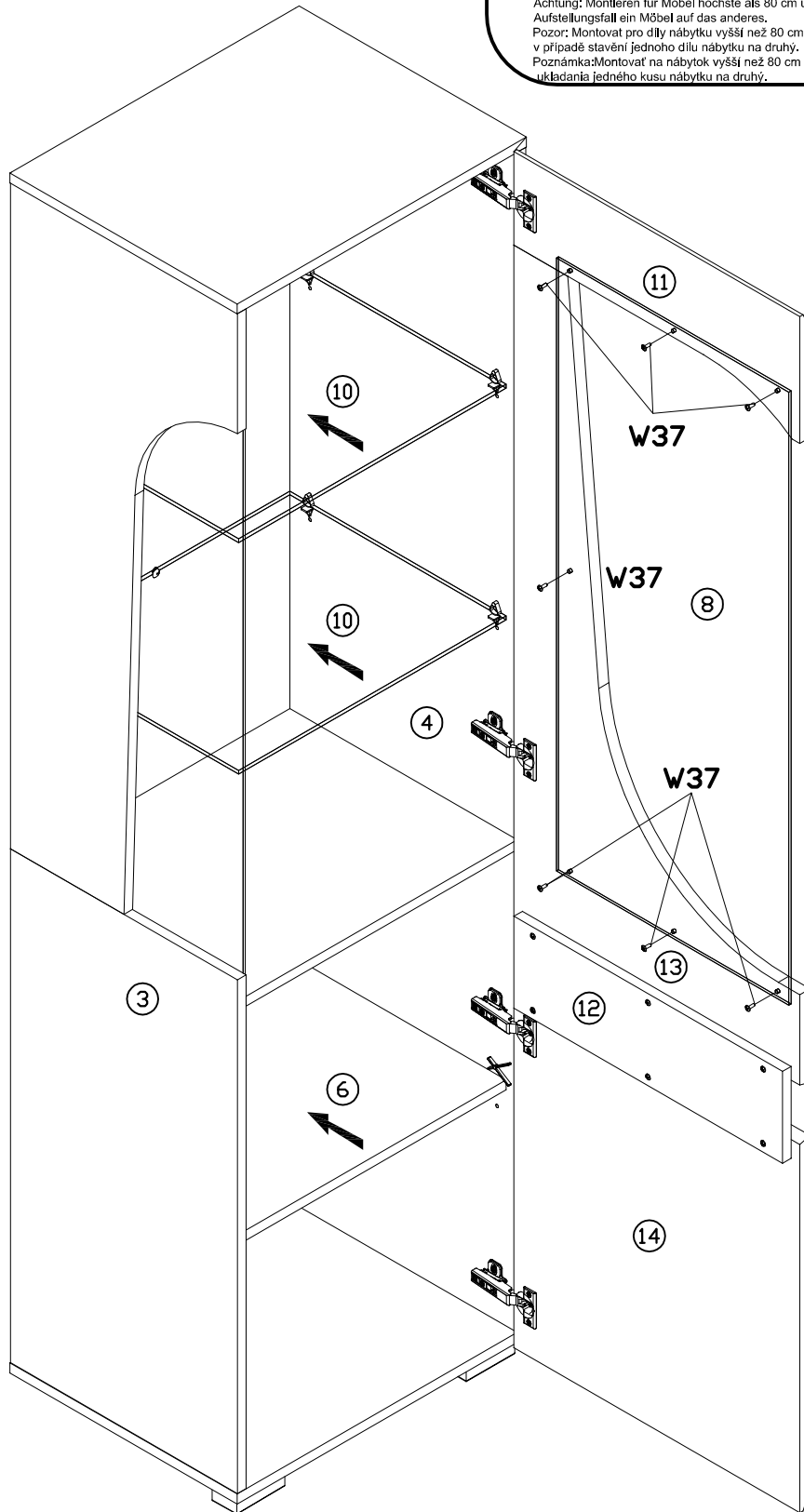
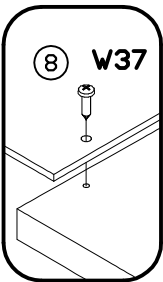

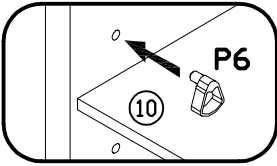


6 Mistral MIW-2P



PODCZAS MONTAŻU POSTĘPOWAĆ ZGODNIE Z INSTRUKCJĄ
WHILE ASSEMBLING FOLLOW THE INSTRUCTION / MONTAGE LAUT DER AUFBAUANLEITUNG DURCHFÜHREN
PŘI MONTÁŽI POSTUPOVAT PODLE NÁVODU / PRI MONTÁŽI POSTUPOJTE PODĽA NÁVODU

7 Místně MIW-2P



Uwaga: Montować dla mebli większych niż 80 cm oraz w przypadku ustawienia jednego mebla na drugim.
 Attention: Use with elements higher than 80 cm and when putting one on another.
 Achtung: Montieren für Möbel höchste als 80 cm und in Aufstellungsfall ein Möbel auf das anderes.
 Pozor: Montovat pro dily nábytku vyšší než 80 cm a také v případě stavění jednoho dílu nábytku na druhý.
 Poznámka: Montovat na nábytok vyšší než 80 cm a v prípade ukladania jedného kusu nábytku na druhý.